

Regional Basket Day West Richland





White Bluffs Center
4034 D West Van Giesen, West Richland, WA 99353
Saturday, September 11, 2010 9:00 am – 5:00 pm

Make plans now to join us for Regional Basket Day in the Tri-Cities area! There's lots to do in the Tri-Cities area, so bring your family and friends and enjoy a fun weekend! This event is open to NWBW Guild members and to the general public. Classes will be filled on a first come, first served basis. **Please give us a first, second, and third choice, and include the class & materials fee deposit (\$10 for full day, \$5 for half day) for your first choice class.** If you are signing up for two half day classes, you may treat them as one choice. Any materials fee balances will be paid to the instructor on September 11th. **Guild member priority registration is through July 31st. Beginning August 1st, registration will be open to the general public.** It will be possible to sign up for classes on the morning of the 11th, but to guarantee your place, and that your class will "go", sign up ahead with this form.

There will be an hour lunch break at 12:30. Lunch is being provided by *The Bistro* (special diets can be accommodated). Coffee, tea and bottled water will be provided.

CANCELLATION POLICY: Your workshop fee, lunch cost and materials fee deposit, less a \$2 administration fee, will be refunded if you cancel prior to the deadline of August 31, 2010. After the deadline, there will be a refund only if your place can be filled from the waiting list, or you find a replacement student for the workshop.

For more information, contact Marcia Keefer, keefer13@charter.net

	<p>Workshop 1 – Diamonds in Cedar with Polly Adams Sutton Time 9:30-4:30 Class Fee: \$10 Materials Fee: \$68 Skill Level: Intermediate to Advanced Experience with Twining. Using wire and ash over cedar bark spokes, this basket will be twined employing two techniques of X's. Diamond patterns will be visible, both inside and out. A lashed border will finish this small basket. Materials: Cedar Bark, Ash, Wire Finished size: 3.5"x3.5"x3.5" (Materials Fee Deposit: \$10 Balance Materials Fee: \$58 paid to instructor on September 11th)</p>
	<p>Workshop 2 – Cedar Tiamonds with Sally Anaya Time 9;30-4:30 Class Fee: \$10 Materials Fee: \$45 Skill Level: Intermediate Experience with Twill patterns. Rediscover the joy of ti-twining, blended with slotted base technique. Woven in cedar bark and dyed black reed over a 3" glass vase with a finished wooden base, this little basket is both functional and versatile. Materials: Western Red Cedar Bark, Dyed Reed, Waxed Linen Finished size: 3.5"x3.5"x3.75" (Materials Fee Deposit: \$10 Balance Materials Fee: \$35 paid to instructor on September 11th)</p>
	<p>Workshop 3 – Flaxen Sacs with Kay Harradine Time 9:30-4:30 Class Fee: \$10 Materials Fee: \$25 Skill Level: All Levels Everyone loves these tiny necklace baskets twined from imported 4-ply Irish waxed linen. They are made upside down with an unusual starting technique. Choose from pre-made kits in many colors including glass beads for the rim and tassel. Learn how to hold the spokes & weavers for even tension, & make two-ply cordage for the neck piece. This class is challenging, but motivated beginners are welcome. The design for Beginners shown at right is called "French Checkerboard". Materials: Waxed Linen, Beads Finished size: approx. 3"x3.5"x5" (Materials Fee Deposit: \$10 Balance Materials Fee: \$15 paid to instructor on September 11th)</p>
	<p>Workshop 4 – Crescent Twined Wire Earrings with Marilyn Moore Time 9:30-4:40 Class Fee: \$10 Materials Fee: \$50 Skill Level: All Levels These asymmetrical earrings will please the eye, as well as teach you to twine with fine wires. Blending colors is also discussed. Materials: Wire Finished size: 1"x1.5" (Materials Fee Deposit: \$10 Balance Materials Fee: \$40 paid to instructor on September 11th)</p>

BEGINNING BASKETRY & DROP IN PROJECTS



Peg Basket
6"x 2"x10"



Garlic Pouch
3"x 4"



Bread Basket
4"x 7"x 4"

Workshop 5 – Beginners Choice Basket with Elaine Twogood & Sheila Wray

Half Day and Drop-In Options: Morning Session 9:30-11:30 or Afternoon Session 1:30-4:30, or Drop In during the day, and if there is space available you may take the class. NOTE: 1:30 will be the latest start time.

Class Fee: \$5 per session Materials Fee: Peg Basket \$15, Garlic Pouch \$6, Bread Basket \$10 Skill Level: No Experience Needed

Choose to weave one of three baskets; a peg basket (plaited), a garlic pouch (twined), or a small rectangular bread basket (plaited and twined).

Materials: Reed

(Materials Fee Deposit: \$5 per session Balance Materials Fee: Peg Basket \$10, Garlic Pouch \$1, Bread Basket \$5 paid to instructor on September 11th)

Workshop 6 - Open Weave – Even if you don't want to take a class or can't spend all day, there will be space for open weave, visiting and sharing techniques. Join us for lunch at 12:30, or just drop by to check out what's happening.

No fees – just bring your own project to work on.

YES! Sign me up for Basket Day!

Name: _____

Address: _____

Phone: Day: _____ Evening: _____ Email: _____

First Choice: # _____ - _____

Second Choice: # _____ - _____

Third Choice: # _____ - _____

Lunch: ___ Croissant Sandwich all choices include:

___ Salad (gluten free) Beverage &

___ Veggie Wrap Dessert

Class Fee Deposit: _____

Materials Fee Deposit: _____

Lunch: \$10

TOTAL ENCLOSED: _____

___ Yes, I am a NWBW member ___ I am a NWBW guest ___ I would like to carpool

I can help with: ___ AM set up ___ Check-In ___ Clean up at end of day ___ whatever you need

Checks should be made payable to Northwest Basket Weavers.

Fill out and mail by: August 31, 2010 to:

NWBW Regional Basket Day, c/o Claudia Mullek, 4942 Deppner Dr., Entiat, WA 98822

Tri-Cities Convention and Visitors Bureau will send you hotel and area information, including discounts.

Class confirmations and a list of what to bring will be sent by email after August 31st.

If you wish to have your class confirmation mailed, please include a SASE.