

Eighth Annual Coiling Convergence April 11, 2026

Northwest Basket Weavers, Vi Phillips Guild is pleased to host the Eighth Annual Coiling Convergence. The event will take place on Saturday, April 11th, 2026, at the Meridian Grange near Kent, Washington. **NOTE: Registration and payment for classes will be online.** It's easier for you, and it's easier for us.

We have 4 coiling classes to choose from, including 2 classes open to beginners. Class information is on page 2. Your cost for taking a class is \$38, which includes \$20 for materials, \$14.80 to help offset the Guild's costs such as rental and teaching fees, and \$3.20 for the local Washington State sales tax rate of 9.2%. Classes are first come, first served and fill up fast, so register early!

Basket Raffle Special Event: This year we are raffling off a beautiful pine needle basket and books by the well-known basket artist Jeannie McFarland. You don't have to attend the Coiling Convergence to buy raffle tickets. See page 3 for more information.

If you want to join us but not take a class, you can browse the Guild merchandise and basket materials for sale or join the group enjoying Open Weave.

If you are intending to attend, please read the information below and then register for the event. Please register even if you are not intending to take a class so we have an idea of how many people are coming.

Registration and Payment: registration for classes is online at <https://www.nwbasketweavers.org/coilingconvergence-2026/> where you can also purchase raffle tickets. If your preferred class is full, please select another class and/or add your name to the Wait List. Anyone can add their name to the Wait List for up to 2 classes – it's free. Note that raffle tickets are not refundable.

If you have questions, or need help with registration, contact coilingconv@nwbasketweavers.org

You will receive class confirmation from coilingconv@nwbasketweavers.org beginning March 15th.

You will receive a full refund if you cancel no later than March 28th. If you are confirmed for a class but need to cancel, contact coilingconv@nwbasketweavers.org no later than March 28th to receive a refund.

Rules for Safety: For safety reasons we are asking everyone to please follow these precautions:

- Masks are not required, but you are welcome to wear one if you want.
- Do not come to the event if you feel sick or have been in contact with somebody who has COVID. Please contact coilingconv@nwbasketweavers.org if you must cancel.
- Also, anyone under 18 must be accompanied by an adult.

General Overview of Event:

- **Place:** Meridian Grange, 15422 SE 272nd Street, Kent, WA 98042
- **Date:** April 11, 2026
- **Check-in Time:** 9:00, **Class Time:** 9:30am – 3:30pm
- **Bring:** your enthusiasm, projects to work on, projects for Show and Share, money to buy materials. **No food will be served, but you may bring food for yourself.** There is a large kitchen area with tables and chairs for socializing, eating, and working on projects. Unfortunately, the area where the classes happen is a dance floor, so NO food and beverages are allowed there.

Besides classes, the activities will include:

- **Basket Raffle**
- **Door Prizes**
- **Show and Share:** tables for everyone to bring samples of their work so we all can get new ideas.
- **Open Weaving:** an area for you to craft and socialize, share stitches, techniques, stories.
- **Coiling supplies for purchase**

Your Coiling Convergence Organizers: Vicky Nickelson, Barbara Osborne, David Chambers, Teri Frank, Jane Wilson, Virginia Sanchez, Richard Vogt, Mary Miller.

Class Descriptions Begin on Page 2

Please be aware that photography will be allowed and may be used by the NWBW Guild for publicity.

Lighting is a challenge, a battery operated light, such as a headlamp or USB chargeable Ott light, would be helpful.

Please NO electrical cords!

All Classes are \$38

Class A. Pine Needle Dish (10 Students)

Instructor: Vicky Nicklenson

Skill Level: All Levels

Class Description: We will begin coiling around a laser-cut wood base. You will create a small dish while learning the wheat stitch. For the last row you will learn the fern stitch. Not only is the fern stitch decorative, it also helps reinforce the outer edge of your basket. You will discover how to form your base and then how to come up the sides to form a small dish.

Required Tools: Small jeweler's pliers, small scissors, and a thimble (optional)

Class B. Basic Coiling On A Gourd (10 Students)

Instructor: Jane Wilson

Skill Level: All Levels

Class Description: In this class, you will learn how to open coil on a ready-to-weave gourd, start and stop weaving, add thread and beads, and close coil adding more color into your design. The materials provided include a pre-cut hard-shell gourd, hand-dyed cord, waxed linen thread, glass beads, needles, and a drill bit. You'll have a selection of gourds, cords, threads, and beads in various colors to choose from. Detailed, step-by-step instructions with color photos will be provided. The project measures approximately 4" x 4" x 3".

Required Tools: Scissors (basket shears work the best), cordless drill, apron, sharp awl, pencil



Class C. Intermediate "Stitch" Class (8 Students)

Instructor: Virginia Sanchez

Skill Level: Previous Coiling Experience

Class Description: During this class students will be creating a coaster, starting with a fully wrapped row, followed by the Indian Wrap Stitch. The Indian Wrap Stitch will set us up for the Zdenka Stitch. We will be adding a Flowing Backstitch to the third row of the Zdenka Stitch. You may decide whether to complete your coaster using the Flowing Backstitch or creating a fully wrapped coil utilizing the Wrapping Stitch. I am open to demonstrating other stitches as time permits. Your kit will contain all supplies you will need to complete a small (4"-5") coaster during class. Note: I am right-handed and coil with the tail to the right.

Required Tools: Small scissors, needle nose pliers, your favorite tools



More on the Next Page

Please be aware that photography will be allowed and may be used by the NWBW Guild for publicity. Lighting is a challenge, a battery operated light, such as a headlamp or USB chargeable Ott light, would be helpful. Please NO electrical cords!

Eighth Annual Coiling Convergence April 11, 2026

Registration is Online
and opens at Noon on
February 14th

Class D. Ceramic Center & Black Walnut Handles (10 Students)

Instructor: Teri Frank

Skill Level: Previous Coiling Experience


Class Description: Students will construct a pine needle basket utilizing a hand-made ceramic center as a structural foundation. You will gain experience in three foundational stitches: Chain, Wheat, and Indian Wrap. We will practice changing colors of the waxed sinew which will secure the coils. Finally, with a curved needle, you will complete your basket by integrating two sliced black walnut sections as elegant decorative handles.

Required Tools: Small sharp scissors, your favorite coiling tools

Class D. Centers & Handles



Basket Raffle at the Coiling Convergence



Our raffle basket this year was made by the well-known basket maker Jeannie McFarland from Thorne Bay, Alaska. The basket is an oval tray, from long needled pines of the East Coast and Raffia Palm. The basket is 1" tall x 10.5" long x 8.5" wide. Included with the basket are Jeannie's books, Pine Needle Raffia Basketry and Advanced Pattern Book for Pine Needle Raffia Basketry, and a complete kit to make a basket from her book. This would be a great addition to any basket collection. Raffle tickets are \$5 each. Remember, proceeds from the raffle help the Guild fund more events like the Coiling Convergence.

How to Purchase Raffle Tickets:

You can buy raffle tickets via the online registration form, whether or not you are planning to attend the event. You can also buy tickets at the event. There is no refund for raffle tickets.

If you are not coming to the event and want to buy raffle tickets, choose the option on the registration form that says, "Raffle Ticket(s) Only - Not Coming" and then pay. The Coiling Convergence team will take care of your raffle tickets for you and make arrangements for delivery if you win.

Please be aware that photography will be allowed and may be used by the NWBW Guild for publicity. Lighting is a challenge, a battery operated light, such as a headlamp or USB chargeable Ott light, would be helpful. Please NO electrical cords!